



Type 1179A

GENERAL PURPOSE MASS-FLO® CONTROLLER

The MKS Type 1179 is a general purpose mass flow controller designed to measure and control the flow of gases in a wide variety of applications. Type 1179 Mass-Flo® Controllers are available with Full Scale ranges from 10 sccm to 20 slm, providing fast, repeatable flow control to as low as 0.2 sccm. It can also be used as a pressure controller when connected to a suitable pressure transducer.

The 1179 is a direct form-fit-function replacement for the most common MFC's on the market today. The standard 3-inch footprint enables the 1179 to drop directly into the same space without modifying existing gas lines. Electrical connectors are the same PC card edge or Type "D" connectors, with the same pin-outs, signals, and functions as their industry counterparts, so no cable or connector rewiring is necessary. The 1179 is compatible with MFC power supply and display electronics from MKS or other manufacturers.

Features & Benefits

For Demanding Processes

- Patented¹ sensor design provides exceptional zero stability
- Full scale flow ranges from 10 sccm to 20 slm for precise and repeatable flow measurement and control
- Percent of full scale accuracy for analog configurations
- Fast warm-up time minimizes expensive production downtime
- Compatible with earlier MKS MFC and power supply/readout modules

Robust, Reliable Design

- Rigorous design and testing includes MTBF analysis and STRIFE testing to ensure long-term performance
- Surface finish of wetted stainless surfaces, cleanroom processing, and minimal use of elastomer seals enable use in demanding clean processes
- CE Mark compliant – meets requirements for European Union
- Two year warranty ensures quality and customer satisfaction

¹U.S. Patent No. 5461913. Foreign Patents Pending.



The MKS Type 1179 employs the latest design thermal sensor for mass flow measurement, with a fast acting proportioning valve and control circuitry, in a compact industry-standard package. The 1179 is constructed of 316L stainless steel finished to <32 max. microinches Ra, with minimal use of elastomer seals, for the more demanding clean applications. The control valve is normally closed. Security against accidental damage is provided by a proof pressure of 500 psig, and a burst pressure rating of 1500 psig.

Power required for the 1179 is minimal: the nominal ± 15 VDC unit consumes only 100 mA during operation (200 mA at initial turn-on). Fast warm-up (<2 minutes) makes the 1179 ideal for production applications where MFC replacement often results in expensive downtime.

Performance and reliability have been designed into the 1179, and ensured through rigorous MTBF analysis and extensive STRIFE testing. The 1179 complies with IEC-801 specifications for tolerance to ESD (electro static discharge) and RFI (radio frequency interference) environments. Zero and span drift are minimal with MKS' new patented sensor, as shown by the graph below. The 1179 also complies with European CE Mark requirements. As a statement of our confidence in the performance of the 1179, it carries a two-year warranty.

Size, compatibility, cleanliness, reliability, and low cost make the MKS Type 1179 MFC the ideal choice for the more demanding flow control applications.

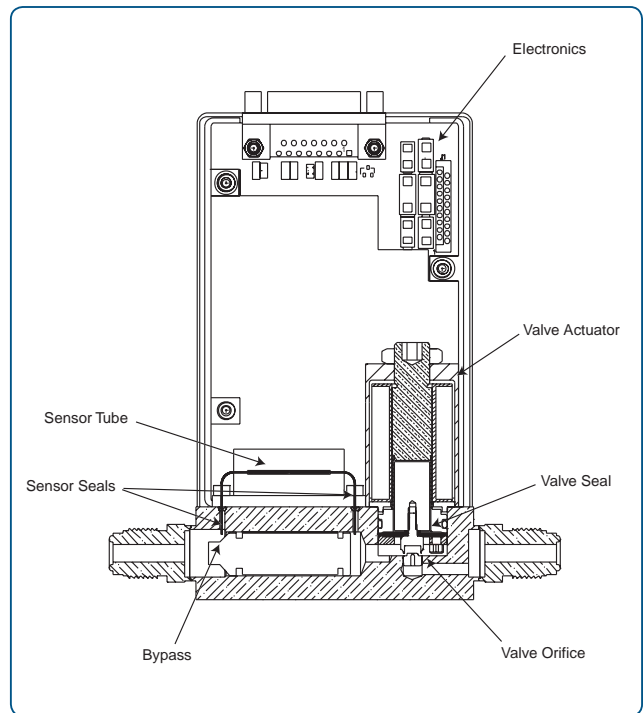
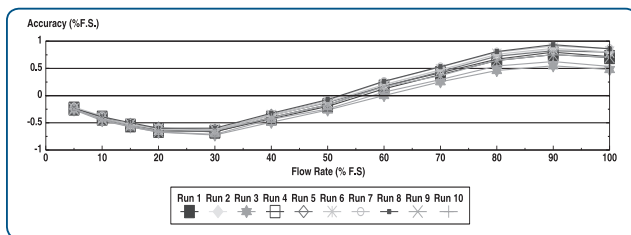
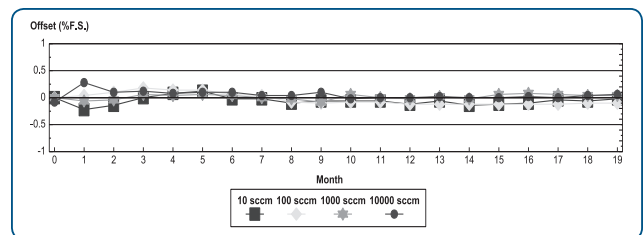


Figure 1 —
A cross section diagram of a Type 1179 Mass-Flo Controller.



Flow Accuracy and Repeatability —

The above graph shows the typical flow accuracy and repeatability of analog MFCs in the 1179 family. Measurements were made using the MKS Instruments Califlow® Primary Standard Flow Calibrator over a 10 day period.



Zero Stability —

The above graph shows the excellent zero and span stability of the Type 1179 sensor used in the 1179 family. The instruments were powered on and randomly tested for zero and span drift over a 19 month period.



Specifications

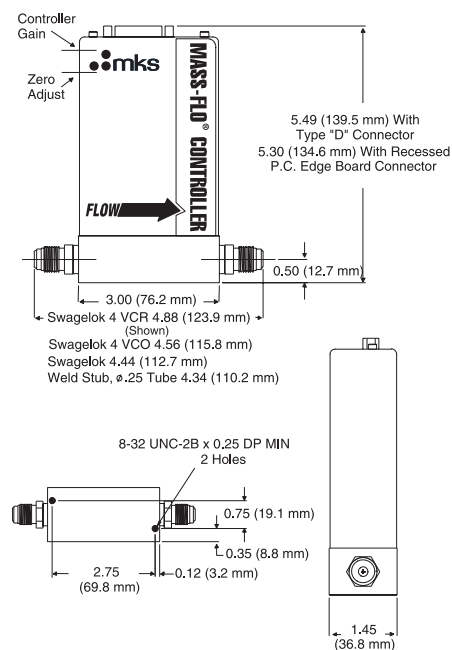
Full Scale Ranges (N ₂ equivalent)	10, 20, 50, 100, 200, 500, 1000, 2000, 5000, 10000, 20000 sccm
Maximum Inlet Pressure	150 psig
Normal Operating Pressure Differential (with atmospheric pressure at the MFC outlet)	
10 to 5000 sccm	10 to 40 psid
10000 to 30000 sccm	15 to 40 psid
Control Range	2% to 100% of F.S.
Accuracy (analog) (including non-linearity, hysteresis, and non-repeatability referenced to 760 mmHg and 0°C)	±1.0% of F.S.
Repeatability	±0.2% of F.S.
Resolution	0.1% of F.S.
Temperature Coefficients	
Zero	<0.05% of F.S./°C
Span	<0.08% of Rdg./°C
Warm-up Time (to within 0.2% of F.S. of steady state performance)	<2 min
Controller Settling Time (per SEMI Guideline E17-91)	<2 sec
Pressure Coefficient	<0.02% of Rdg./psi
Normal Operating Temperature Range	0°C to 50°C
Input Voltage Required	
Max. current at start-up (first 2 sec)	±15 VDC (±5%) @ 200 mA
Typical current at steady state	±15 VDC (±5%) @ 100 mA
Set Point Command Signal	0 to 5 VDC from <20K Ω
Output Signal	0 to 5 VDC into >10K Ω
Output Impedance	<1 Ω
Connector Types	
Analog	9-pin or 15-pin Type "D", 20-pin card edge <i>(The 15-pin Type "D" and card edge connectors are electronically compatible with other MKS flow controllers. Consult Applications Engineering for details.)</i>
Wetted Materials	
Standard	316L S.S., Viton®, nickel
Optional (seals and valve seat)	Buna-N, Neoprene®, Kalrez®
Leak Integrity	
External (scc/sec He)	<1 x 10 ⁻⁹
Through closed valve	<1.0% of F.S. at 40 psig inlet to atmosphere (To assure no flow-through, a separate positive shut-off valve is recommended.)
Fittings (compatible with)	Swagelok® 4 VCR®, Swagelok 4 VCO®, ¼" Swagelok®
Electromagnetic Compatibility	Fully CE Compliant to EMC Directive 2004/108/EC when used with an overall metal braided shielded cable, properly grounded at both ends (except edge card version)



Ordering Information

SEMI Gas Codes

SEMI Gas Code	Name	Symbol	Maximum FS, sccm	Flow Rate
001	Helium	He	30,000	34C
004	Argon	Ar	30,000	34C
007	Hydrogen	H ₂	20,000	24C
008	Air	--	20,000	24C
013	Nitrogen	N ₂	20,000	24C
015	Oxygen	O ₂	20,000	24C
019	Chlorine	Cl ₂	10,000	14C
025	Carbon Dioxide	CO ₂	10,000	14C
028	Methane	CH ₄	10,000	14C
029	Ammonia	NH ₃	10,000	14C
039	Silane	SiH ₄	10,000	14C
042	Acetylene	C ₂ H ₂	10,000	14C
110	Sulfur HexaFluoride	SF ₆	5,000	53C



Dimensional Drawing —

Note: Unless otherwise specified, dimensions are nominal values in inches (mm referenced).

Ordering Code Example: 1179A00412CR1BK

Code	Configuration
Type 1179A Mass-Flo Controller	1179A
Gas To Be Calibrated For: (SEMI Gas Code) See table for additional options	
Helium	001
Argon	004
Hydrogen	007
Nitrogen	013
Oxygen	015
Flow Rate To Be Calibrated for SCCM (Maximum 20000 SCCM N₂ Equivalent)	
10	11C
20	21C
50	51C
100	12C
200	22C
500	52C
1000	13C
2000	23C
5000	53C
10000	14C
20000	24C

Fittings (compatible with)

Swagelok® 4 VCR® male	R
Swagelok 4 VCO® male	G
¼" Swagelok	S
Length adapter w/4 VCR fittings*	L
Length adapter w/¼" Swagelok fittings**	W

Valve

Normally closed	1
-----------------	---

Connector

Analog 9-pin Type "D"	A
Analog 15-pin Type "D"	B
Analog 20-pin edge card	C

Seal Materials

Viton®	V
Buna-N	B
Neoprene®	N
Kalrez®	K

Optional Accessories

Type 246 single-channel power supply/readout/set point control	246C
Type 247C four-channel power supply/readout/set point control	247D
Type 647C four-channel power supply/readout/set point control/RS-232	647C4R0N
Type 647C eight-channel power supply/readout/set point control/RS-232	647C8R0N
Type PR4000B one-channel power supply/readout/set point control RS232	PR4000BS
Type PR4000B two-channel power supply/readout/set point control RS232	PR4000BF

Cabling for 1179A:

CB147-12-10 to connect 1179 9-pin Type "D" to PR4000, 246, 247, 647
CB259-5-10 to connect 1179 15-pin Type "D" to 246, 247
CB147-1-10 to connect 1179 15-pin Type "D" to PR4000, 647
CB259-10-10 to connect 1179 20-pin edge card to 246, 247
CB147-7-10 to connect 1179 20-pin edge card to PR4000, 647

Contact Applications Engineering for shielded cables required for CE Compliance.

* Matches length of 1259C-XXXXX-RX

** Matches length of 1259C-XXXXX-SX



1179A - 8/12
© 2006 MKS Instruments, Inc.
All rights reserved.

MKS Global Headquarters

2 Tech Drive, Suite 201
Andover, MA 01810

Tel: 978.645.5500

Tel: 800.227.8766 (in U.S.A.)

Web: www.mksinst.com

MKS products provided subject to the US Export Regulations. Diversion or transfer contrary to US law is prohibited.

Specifications are subject to change without notice. mksinst™ is a trademark and Mass-Flo® is a registered trademark of MKS Instruments, Inc., Andover, MA. Specifications are subject to change without notice. Mass-Flo® is a registered trademark of MKS Instruments, Inc., Andover, MA. Viton®, Neoprene®, and Kalrez® are registered trademarks of E.I. DuPont Co., Inc., Wilmington, DE. Swagelok®, VCR® and VCO® are registered trademarks of Swagelok Marketing Co., Solon, OH.